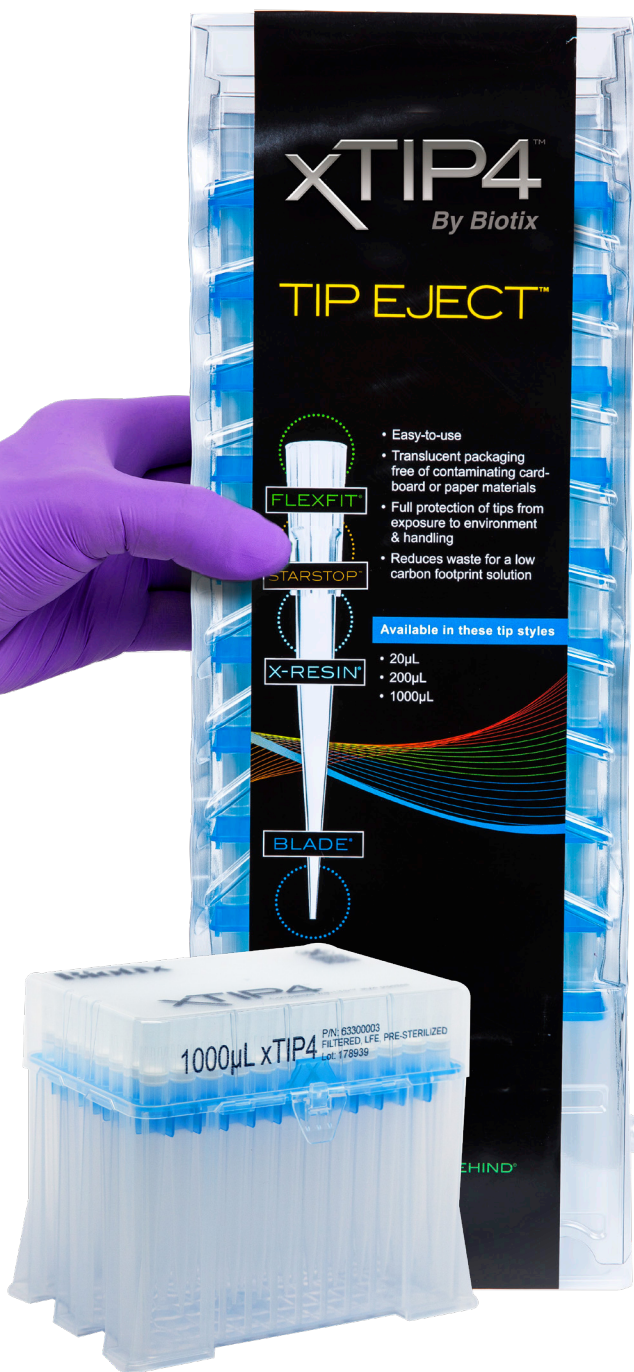


Experience convenience and quality while reducing your lab's waste by 30%



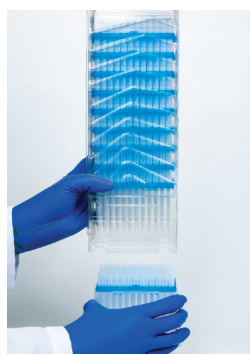
This self-aligning reload solution allows you to easily reload your racks without coming into contact with the tips. The rigid plastic covering also shields unused tips from contamination for later use.

- Available only for LTS and xPIPETTE compatible tips.
- Vertically stacked snapcards take up less space on your lab bench.
- Reduces plastic waste by 30% when compared to racked tips.

Pipette tip racks are fully autoclaveable at 121° C after transfer from reload.



Learn more about our sustainability initiatives at BIOTIX.com



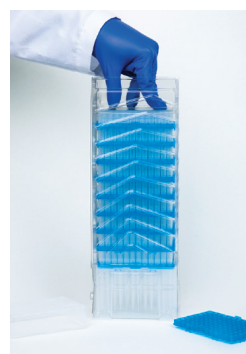
Step 1: Remove the base

Remove the lower protective rack base.



Step 2: Align empty rack

Align and place Tip Eject over your empty Biotix rack.



Step 3: Push down

Push down until a “click” is heard, indicating tips are locked into rack.



Step 4: Replace stack over empty rack base

Repeat to refill empty racks as needed

| Volume μL | Pre-Sterilized | xTIP Tip Eject Reload | xTIP Tip Eject Packaging |
|----------------------|----------------|-----------------------|--------------------------|
| 10 | Yes | | |
| | No | | |
| 10 XL | Yes | | |
| | No | | |
| 20 | Yes | 12111386 | 10 refills/pack |
| | No | | |
| 200 | Yes | | |
| | No | | |
| 250 | Yes | 12111387 | 10 refills/pack |
| | No | | |
| 300 | Yes | | |
| | No | | |
| 1000 | Yes | 12111389 | 8 refills/pack |
| | No | | |
| 1200 | Yes | 12111390 | 8 refills/pack |
| | No | | |

Distributed by Fisher Scientific. Contact us today:

In the United States

Order online: fishersci.com

Call customer service: 1-800-766-7000

In Canada

Order online: fishersci.ca

Call customer service: 1-800-234-7437

