











MANUAL TIPS COMPATIBILITY CHART





Biotix pipette tips are compatible with a broad range of industry leading pipettes. The table below represents compatibility among the more recognized brands on the market. Biotix determines compatibility based on fit and function. Tip fit is determined by the ability to mount and eject Biotix tips onto the pipettor. Tip function is determined by the ability to calibrate the pipettor within the manufacturer's specifications using Biotix tips. For more information on tip compatibility, visit www.biotix.com.

Pipettor Brand	Model					
		10µl	10µl, Extended Length	200µl	300µl	1250µl
Sartorius/Biohit eLINE®	5 - 120µl			●		
Sartorius/Biohit mLINE®	M10/12		●			
	M100			●	●	
	M200			●	●	
	M300				●	
	M1000					●
	M300 /12				●	
Sartorius/Biohit Proline® Plus	10 - 100µl			●	●	
	2 - 20µl					
	20 - 200µl			●	●	
	10 - 100µl/8			●		
	30 - 300µl/8				●	
Transferpette® S	0.5 - 10µl	●	●			
	2 - 20µl			●		
	10 - 100µl			●		
	20 - 200µl			●	●	
	100 - 1000µl					●
Transferpette® electronic	20 - 200µl			●		
	15 - 300µl				●	
Capp® Bravo	0.5 - 10µl	●	●			
	5 - 50µl			●	●	
	10 - 100µl			●	●	
	30 - 300µl			●	●	
Eppendorf Reference®	0.1 - 2.5µl	●	●			
	0.5 - 10µl	●	●			
	2 - 20µl	●	●	●		
	10 - 100µl			●		
	50 -200µl			●		
	100 - 1000µl					●

Pipettor Brand	Model					
		10µl	10µl, Extended Length	200µl	300µl	1250µl
Eppendorf Research®	0.5 - 10µl	●	●			
	2 - 20µl		●	●		
	10 - 100µl			●	●	
	20 - 200µl			●	●	
	30 - 300µl			●	●	
	10 - 100µl/12			●	●	
	30 - 300µl/12				●	
	100 - 1000µl					●
Eppendorf Research® Plus	0.5 - 10µl	●	●			
	2 - 20µl	●	●	●		
	10 - 100µl			●		
	20 - 200µl			●	●	
	10 - 100µl /12			●		
	100 - 1000µl					●
Eppendorf Research® pro	20 - 300µl/12				●	
Eppendorf Xplorer®/ Xplorer® plus	15 - 300µl				●	
	50 - 1000µl					●
Finnpipette™	0.5 - 10µl	●	●			
	2 - 20µl			●		
	5 - 50µl			●	●	
	20 - 200µl			●	●	
	30 - 300µl		●	●	●	
	100 - 1000µl		●	●		●
Finnpipette™ F1	0.2 - 2µl		●			
	2 - 20µl		●			
	5 - 50µl/12			●		
	20 - 200µl			●		
	30 - 300µl/12				●	
100 - 1000µl					●	
Finnpipette™ F2	2 - 20µl			●		
	5 - 50µl			●		
	10 - 100µl			●		
	20 - 200µl			●		
	100 - 1000µl					●
Finnpipette™ Digital	1 - 10µl	●	●			
	20 - 200µl			●		
	50 - 300µl			●	●	
	0.5 - 10µl/8	●	●			
	5 - 50µl/8			●		
	50 - 300µl/8			●	●	

MANUAL TIPS COMPATIBILITY CHART

CONTINUED

Pipettor Brand	Model	 10µl	 10µl, Extended Length	 200µl	 300µl	 1250µl
Gilson® PIPETMAN® L	P2L	●	●			
	P10L	●	●			
	P20L		●	●		
	P100L			●		
	P200L			●	●	
	P1000L					●
Hamilton® SoftGrip	0.2 - 2µl	●	●			
	1 - 10µl	●	●			
	2.5 - 25µl			●		
	10 - 100µl			●	●	
	30 - 300µl				●	
	100 - 1000µl					●
BioPette™ A	100 - 1200µl					●
Nichiryo Nichipet EX II	0.5 - 10µl	●	●			
	2 - 20µl			●		
	10 - 100µl			●		
	20 - 200µl			●	●	
	100 - 1000µl					●
Socorex Calibra® digital 822	1 - 10µl	●	●			
	10 - 100µl			●		
	20 - 200µl			●	●	
	100 - 1000µl					●
VWR Signature™ Ergonomic High Performance	2 - 20µl			●	●	
	20 - 200µl			●	●	
	100 - 1000µl					●
VWR® Ultra High Performance	0.1 - 2µl	●	●			
	0.5 - 10µl	●	●			
	2 - 20µl	●	●		●	
	10 - 100µl			●	●	
	20 - 200µl			●	●	
	100 - 1000µl					●