








# FILTER TIPS COMPATIBILITY CHART








Biotix filter tips are compatible with a broad range of industry leading pipettes. The table below represents compatibility among the more recognized brands on the market. Biotix determines compatibility based on fit and function. Tip fit is determined by the ability to mount and eject Biotix tips onto the pipettor. Tip function is determined by the ability to calibrate the pipettor within the manufacturer's specifications using Biotix tips. For more information on tip compatibility, visit [www.biotix.com](http://www.biotix.com).

Pipettor Brand	Model	2µl	10µl	10µl , Extended Length	20µl	100µl	300µl	1250µl
<b>Sartorius/Biohit eLINE®</b>	5 - 120µl					●		
<b>Sartorius/Biohit mLINE®</b>	M10 /12			●				
	M100				●	●	●	
	M200				●	●	●	
	M300						●	
	M1000							●
	M300/12						●	
<b>Sartorius/Biohit Proline® Plus</b>	10 - 100µl					●	●	
	2 - 20µl							
	20 - 200µl				●	●	●	
	10 - 100µl /8					●		
	30 - 300µl /8						●	
<b>Transferpette® S</b>	0.5 - 10µl	●	●	●				
	2 - 20µl				●	●		
	10 - 100µl				●	●		
	20 - 200µl						●	
	100 - 1000µl							
<b>Transferpette® electronic</b>	20 - 200µl							
	15 - 300µl						●	●
<b>Capp® Bravo</b>	0.5 - 10µl	●	●	●				
	5 - 50µl				●	●	●	
	10 - 100µl					●	●	
	30 - 300µl						●	
<b>Eppendorf Reference®</b>	0.1 - 2.5µl			●				
	0.5 - 10µl	●	●	●				
	2 - 20µl			●	●	●		
	10 - 100µl					●		
	50 - 200µl							
	100 - 1000µl							●

Pipettor Brand	Model							
		2µl	10µl	10µl , Extended Length	20µl	100µl	300µl	1250µl
<b>Eppendorf Research®</b>	0.5 - 10µl	●	●	●				
	2 - 20µl			●	●	●		
	10 - 100µl					●	●	
	20 - 200µl						●	
	30 - 300µl						●	
	10 - 100µl/12						●	
	30 - 300µl/12						●	
	100 - 1000µl							●
<b>Eppendorf Research® Plus</b>	0.5 - 10µl	●	●	●				
	2 - 20µl			●	●	●		
	10 - 100µl					●		
	20 - 200µl						●	
	10 - 100µl/12							
	100 - 1000µl							●
<b>Eppendorf Research® pro</b>	20 - 300µl/12						●	
<b>Eppendorf Xplorer®/ Xplorer® plus</b>	15 - 300µl						●	
	50 - 1000µl							●
<b>Finnpipette™</b>	0.5 - 10µl	●	●	●				
	2 - 20µl				●	●		
	5 - 50µl					●	●	
	20 - 200µl						●	
	30 - 300µl						●	
	100 - 1000µl							●
<b>Finnpipette™ F1</b>	0.2 - 2µl			●				
	2 - 20µl							
	5 - 50µl/12					●		
	20 - 200µl							
	30 - 300µl/12						●	
100 - 1000µl							●	
<b>Finnpipette™ F2</b>	2 - 20µl							
	5 - 50µl					●		
	10 - 100µl					●		
	20 - 200µl							
	100 - 1000µl							●
<b>Finnpipette Digital™</b>	1 - 10µl	●	●	●				
	20 - 200µl							
	50 - 300µl						●	
	0.5 - 10µl /8			●				
	5 - 50µl /8					●		
	50 - 300µl /8							●

# FILTER TIPS COMPATIBILITY CHART

## CONTINUED

Pipettor Brand	Model							
		2µl	10µl	10µl , Extended Length	20µl	100µl	300µl	1250µl
<b>Gilson®</b>	P2			●				
	P10	●	●	●				
	P20			●	●	●		
	P100					●		
	P200						●	
	P1000							●
<b>Hamilton® SoftGrip</b>	0.2 - 2µl			●				
	1 - 10µl	●	●	●				
	2.5 - 25µl				●	●		
	10 - 100µl					●	●	
	30 - 300µl						●	
	100 - 1000µl							●
<b>BioPette™ A</b>	100 - 1200µl							●
<b>Nichiryo Nichipet EX II</b>	0.5 - 10µl	●	●	●				
	2 - 20µl			●	●	●		
	10 - 100µl					●		
	20 - 200µl						●	
	100 - 1000µl							●
<b>Socorex Calibra® digital 822</b>	1 - 10µl	●	●	●				
	10 - 100µl					●		
	20 - 200µl						●	
	100 - 1000µl							●
<b>VWR Signature™ Ergonomic High Performance</b>	2 - 20µl				●	●		
	20 - 200µl						●	
	100 - 1000µl							●
<b>VWR® Ultra High Performance</b>	0.1 - 2µl	●	●	●				
	0.5 - 10µl	●	●	●				
	2 - 20µl			●	●	●		
	10 - 100µl					●	●	
	20 - 200µl						●	
	100 - 1000µl							●